



epic power

# INSTRUCTIONS

Welcome to epic power's **DC/DC Converter Configurator**.

On the next page you will find the tool.

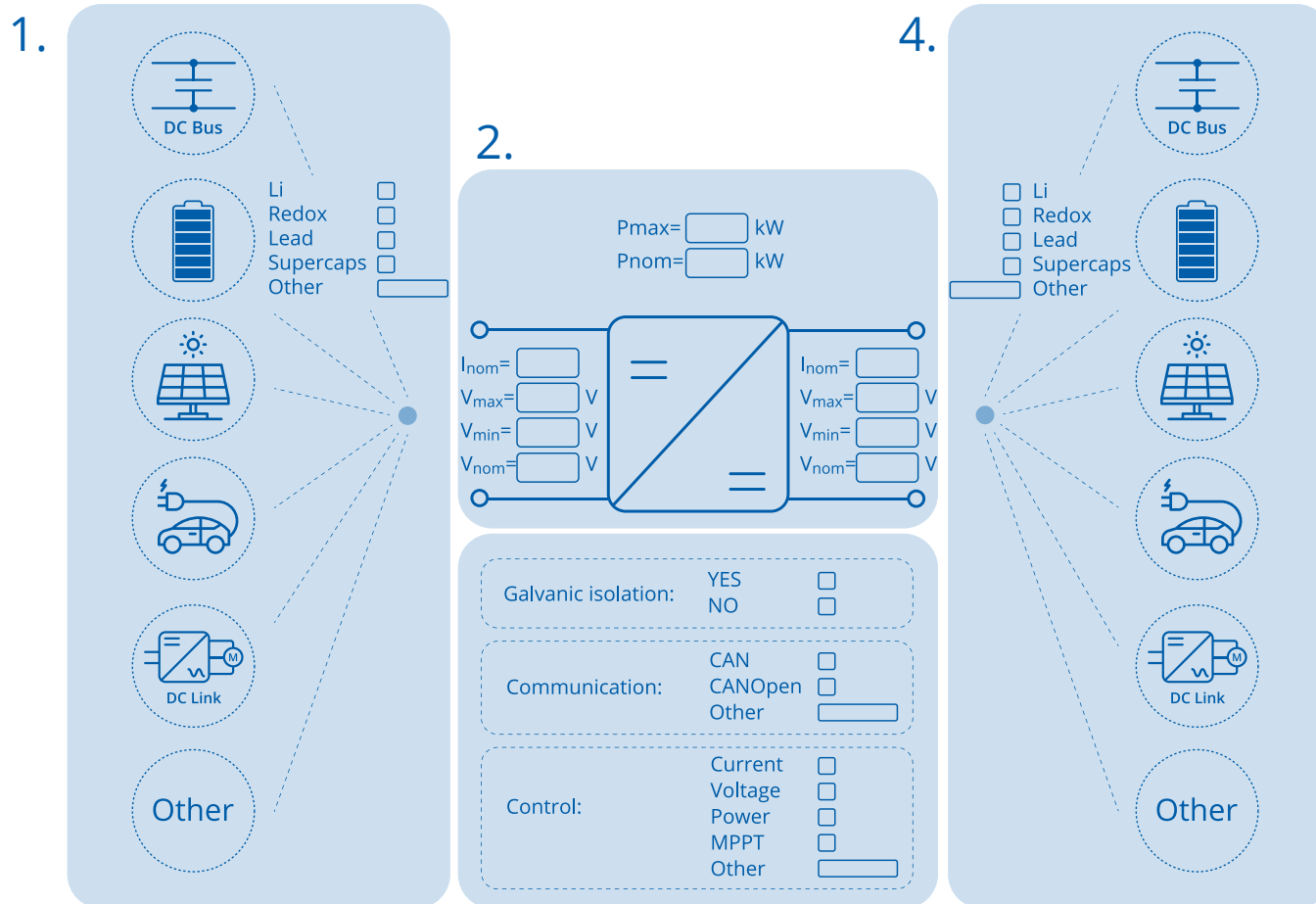
Please, follow the instructions to fill in all the information and send it to us to request a quote.

1. Choose the element connected to the side 1.

2. Fill in all the known electrical requirements.\*

3. Fill in the system and control information.

4. Choose the element connected to the side 2.



Please, fill in your contact data.

Name

Company

Telephone No.

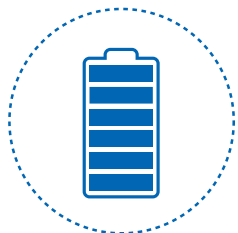
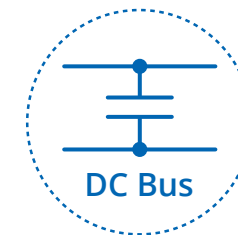
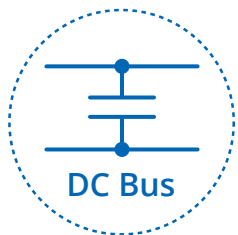
email

\*If you are not sure about all electrical requirements, please leave them blank. We will define them when we contact you.



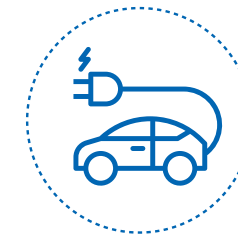
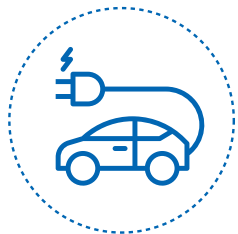

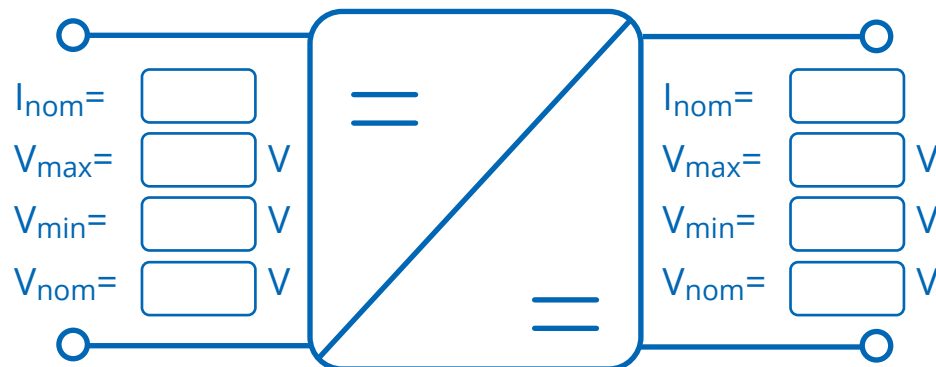

epic power

# CONVERTER CONFIGURATOR



- Li
- Redox
- Lead
- Supercaps
- Other

- Li
- Redox
- Lead
- Supercaps
- Other



Galvanic isolation: YES   
 NO



Communication: CAN   
 CANOpen   
 Other



Control: Current   
 Voltage   
 Power   
 MPPT   
 Other

